

SKILLS FOR AGRIBUSINESS SIX MONTH SNAPSHOT

JULY - DECEMBER 2018

Partnership and Coordination



Increased coordination of skills planning with the Department of Agriculture and Rural Development (DARD) and the Department of Forestry (DoF) under a formal MOU with the Ministry of Agriculture

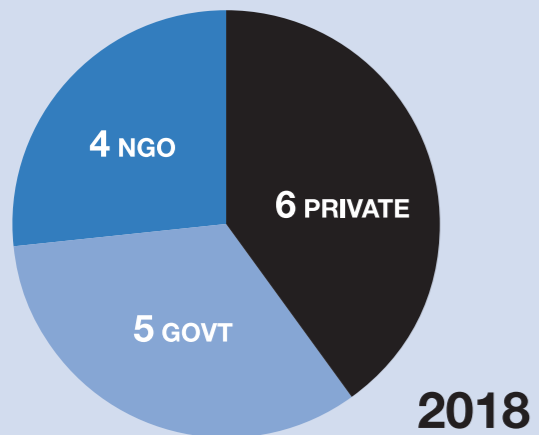
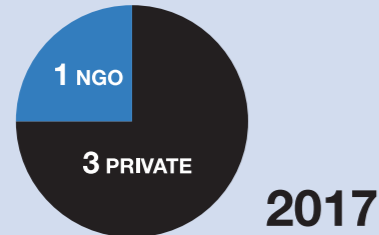


Participation of DARD and DoF officers in provincial and national planning and Partnership Implementation Framework discussions



Skills Activities delivered on-the-job

16 coaching sessions
9 targeted workshops



Focus area 1: Production improvement

1. Spices in Tafea Since January 2017


Objective

to support farmers achieve higher value crop production with skills development on Aneityum in Tafea Province

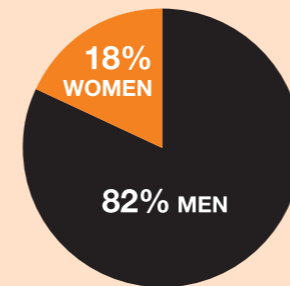
Outputs

5 coaching sessions
1693 new plants planted
66% of farmers quality certified

Farmer Business Clients



30 employees



Outcomes



4 farmers sold 27kgs of Grade A cured vanilla at 30,000VT per kilo

Total income 800,000VT

2. Cocoa in Malampa Since June 2017

Objective


to improve productivity and income earned by cocoa farmers on Malekula through skills development and access to the high-end export market

Outputs

5 Coaching visits
2 Targeted workshops

Farmer Business Clients

15 Business Clients



In addition the VCPL (Vanuatu Cocoa Premium Ltd) block-holders receive access to materials and equipment

Outcomes

1624kg of wet cocoa produced over 2 harvests.
28,193VT earned per block-holder on average

One farmer earned 194,670VT



Clients' production higher than block-holders who had not received skills training:
34% more in 2017
66% more in 2018

The farmers employed 14 people during this time
7 men (2 with disabilities)
7 women (2 with disabilities)



VCPL block-holder clients earn 29% more income on average than satellite farmers

Clients in satellite villages, on average, produced more but earned less income due to selling to a market with a variable price

3. Vegetable farmers in Santo Since January 2018

Objective

to support farmers to diversify production to adapt to restaurant needs

Outputs

3 coaching visits
3 targeted workshops

Farmer Business Clients



June 2018 **12 registered**
August 2018 **7 clients remain**

Outcomes



35 people employed including two people with disabilities



Farmers now linked to 19 restaurants and the Sanma Traders Association

Focus area 2: Agritourism

4. Agritourism in Santo Since March 2018

Objective

to strengthen the quality and range of agriculture-based tours in Santo for sale to both air arrivals and cruise ship visitors

Outputs

3 coaching visits

Outcomes



All businesses have increased quality of tour



1 of the 4 tours approved for sale directly on cruise ships from November 2018
1 of 4 tours approved in principle for sale on cruise ships pending upgrade of road access

Business Clients

1 coffee farm and café
1 vanilla farm
2 cultural food tours

9 individual clients



5. Farm to table links in Santo Since May 2018

Objective

to strengthen the use of local produce in creative recipes while promoting links between local restaurants and farmers

Outputs

2 workshops and 1 coaching follow up visit - East Coast
2 workshops and 1 coaching follow up visit - Luganville

Outcomes

A sample of clients interviewed found that the following changes had occurred after the workshops:

Business Clients

East Coast
11 restaurant and tourism businesses
33 trainees
9 men
24 women

Luganville
13 restaurant and food stall businesses
18 trainees
3 men
15 women



1 Santo Crop Calendar produced



New local produce items for sale on menus
Increase in customer satisfaction and income
Decrease in plastic waste produced
Increase in composting



Work promotions after participation in workshop
Participants have plans to start new businesses
More jobs created due to business growth



Regular (weekly) trade between some participating restaurants and local farmers

Private Sector Partnership



IO-1 Skills planning & coordination



IO-2 Public and private resource allocation



IO-3 Flexible delivery



IO-4 Diversity of skills providers



IO-5 Representation of women and people with disabilities



IO-6 Skills system compliance



IO-7 New businesses started



IO-8 Sustainable business growth



IO-9 New or improved employment



IO-10 Improved market access