

# SKILLS FOR TOURISM SIX MONTH SNAPSHOT

JULY - DECEMBER 2018



## Partnership and Coordination

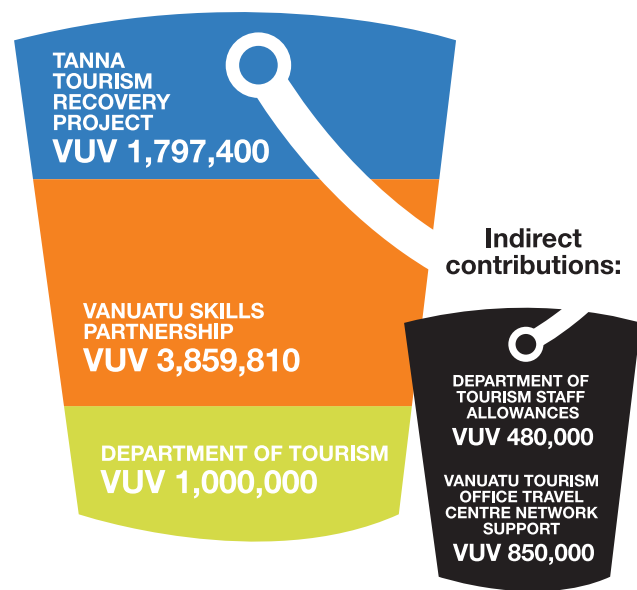


## Skills Development Activities


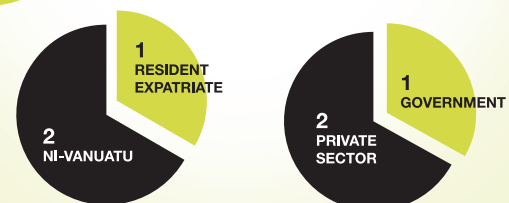
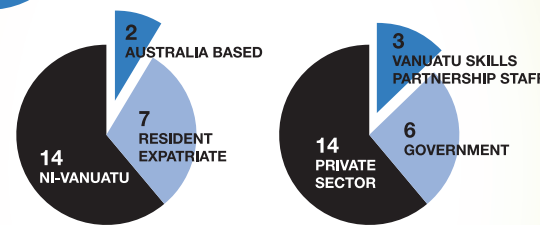


## Co-Investment toward Skills Development

Skills Development Fund = **VUV 6,657,210**



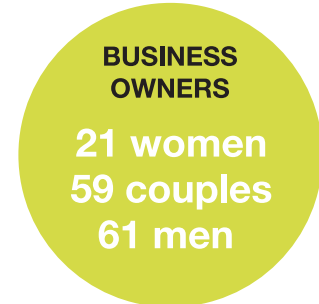
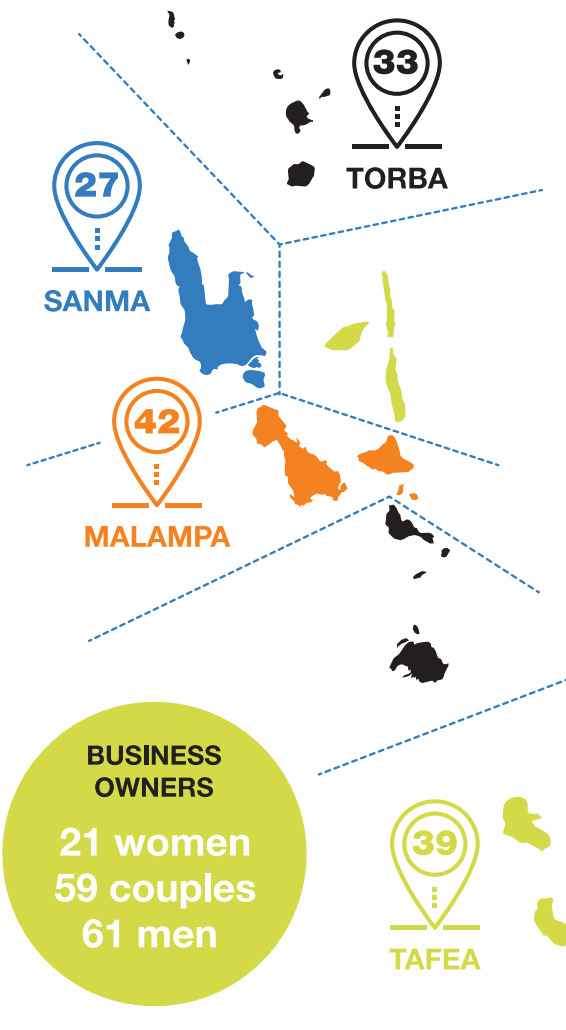
## Skills Providers



## Skills for Tourism Clients



Total Businesses **141**



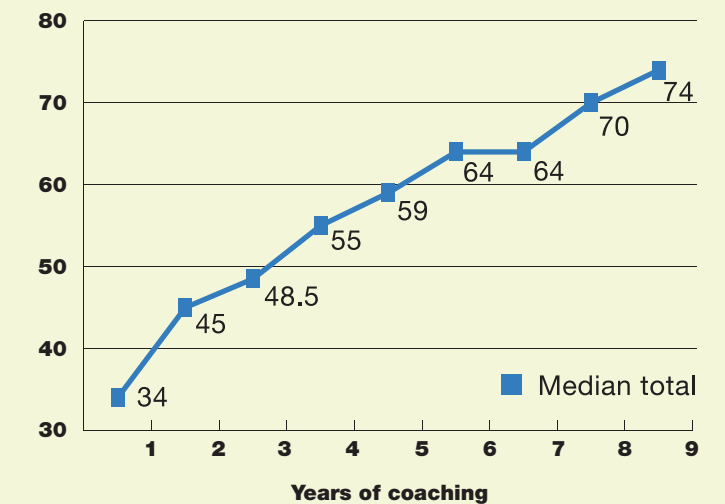
- 10** Island Massage & Beauty Therapy
- 72** Island Bungalows & Guest Houses
- 59** Tour & Activity Operators



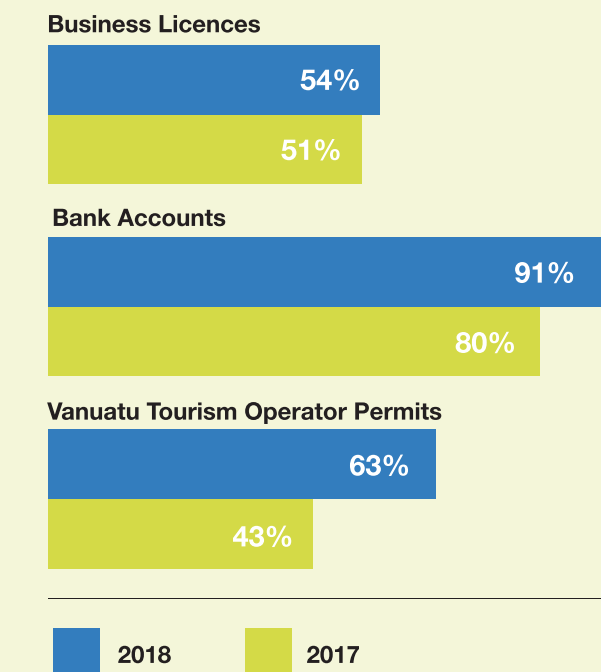
## Business Quality and Standards Improvement

This data represents a 25% sample of business clients in Torba, Malampa, Sanma and Tafea provinces that have been coached over a period of 1- 5 years

### Client Business KPI scores over years of coaching



### Client Business Growth 2017 to 2018



**IO-1** Skills planning & coordination



**IO-2** Public and private resource allocation



**IO-3** Flexible delivery



**IO-4** Diversity of skills providers



**IO-5** Representation of women and people with disabilities



**IO-6** Skills system compliance



**IO-7** New businesses started



**IO-8** Sustainable business growth



**IO-9** New or improved employment



**IO-10** Improved market access