



DISABILITY INCLUSION TWELVE MONTH SNAPSHOT JANUARY - DECEMBER 2019

VANUATU
**SKILLS
PARTNERSHIP**



Training provider partners' contributions

IO-2



Flexible delivery of 19 disability inclusive skills development programs through the provincial Skills Centres

IO-3



IO-5



300,000 Vatu in personnel time



120,000 Vatu for development of building designs for accessible water and sanitation facilities

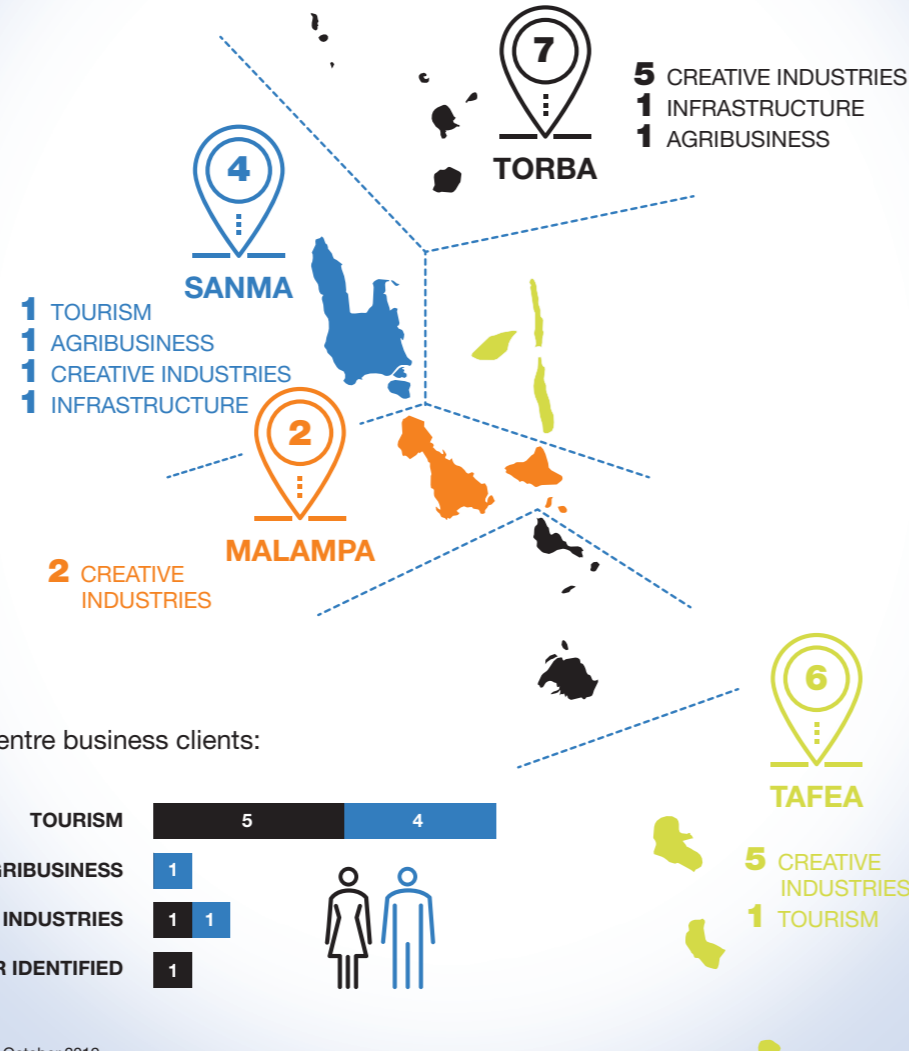


500,000 Vatu for awareness raising activities



Clients start new business or self employment

IO-7



People with disabilities employed by Skills Centre business clients:



² Source: Prosperity data collected from 237 Business Clients between April – October 2019



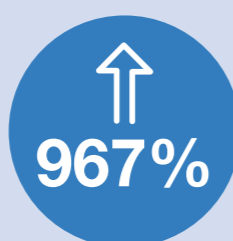
Example of business growth of one business owned by a woman with disabilities in Sanma

IO-8

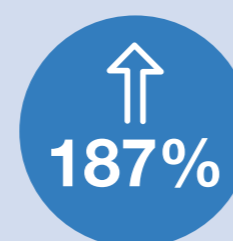
IO-10

During the 6 month period from April 2019 to October 2019:

- ✓ Increased productivity
- ✓ Increased market channels / agents by 7
- ✓ Increased sales



Estimated expenditure on the business

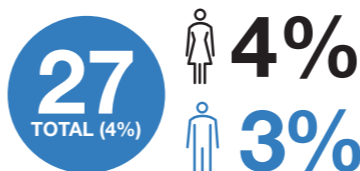


Increased income earned from the business



Increase in overall profit made from her business

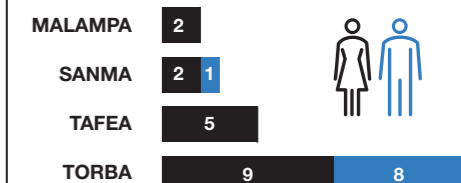
Participation of people with disabilities in skills development activities



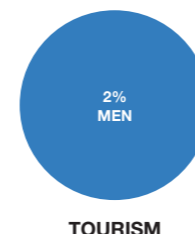
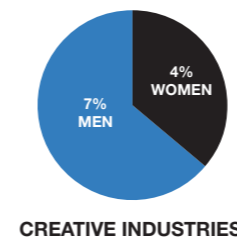
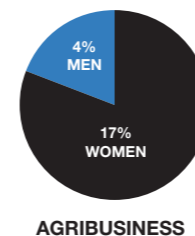
New Skills Centre clients with disabilities engaged for the first time in skills development activities




Participation of people with disabilities by province



Representation of people with disabilities by Sector



12 people with disabilities enrolled with Training Provider partners



Professional development provided by people with disabilities to skills sector personnel



5 people with disabilities provided training to Department of Tourism and Department of Agriculture and Rural Development participants

Targeted support provided to people with disabilities to enable participation



53 people participated in a sign language development workshop in Sanma



Targeted support provided by VDKA and VSPD to people with disabilities to enable participation

66 people with disabilities provided with community-based rehabilitation support, including:

Services provided and referrals made	Number of clients
Awareness raising/advocacy	62
Wheelchair assessment	2
Walking aid assessment	7
Referral to health services	8



Received DFAT's 2019 Secretary's Disability Inclusion Award for Good Practice



IO-1 Skills planning & coordination



IO-2 Public and private resource allocation



IO-3 Flexible delivery



IO-4 Diversity of skills providers



IO-5 Representation of women and people with disabilities



IO-6 Skills system compliance



IO-7 New businesses started



IO-8 Sustainable business growth



IO-9 New or improved employment



IO-10 Improved market access