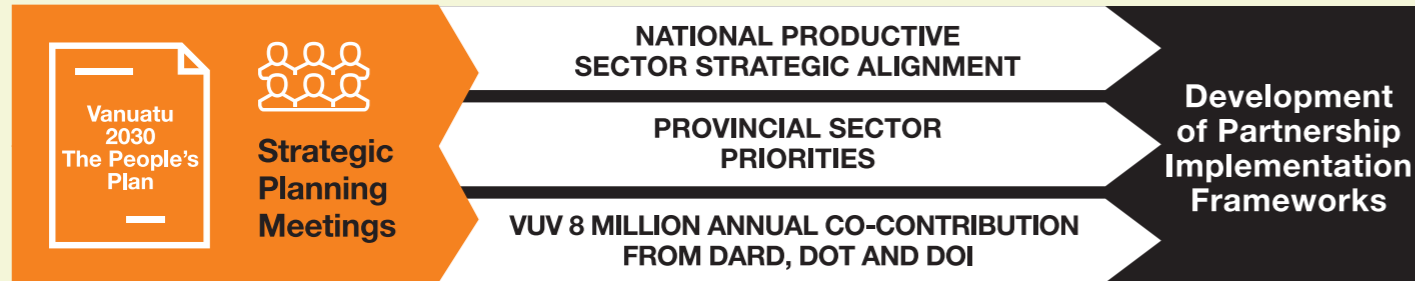


# PRODUCTIVE SECTOR SKILLS SIX MONTH SNAPSHOT

JANUARY - JUNE 2019



## Partnership and Coordination



## Skills Development Activities



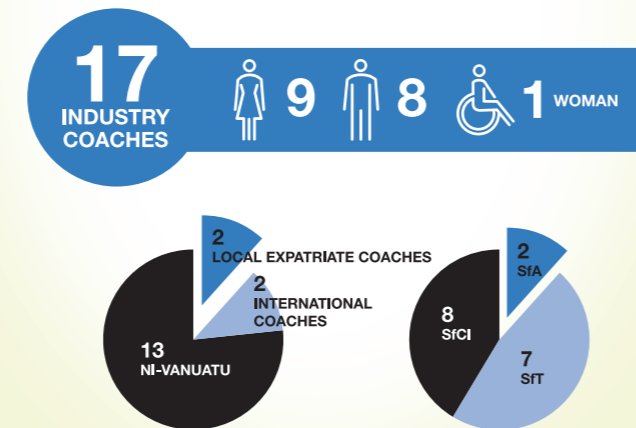
## Co-investment towards the National Skills Development Fund Budget January-June 2019



## Individual Clients participating in skills activities within this period



## Skills Providers

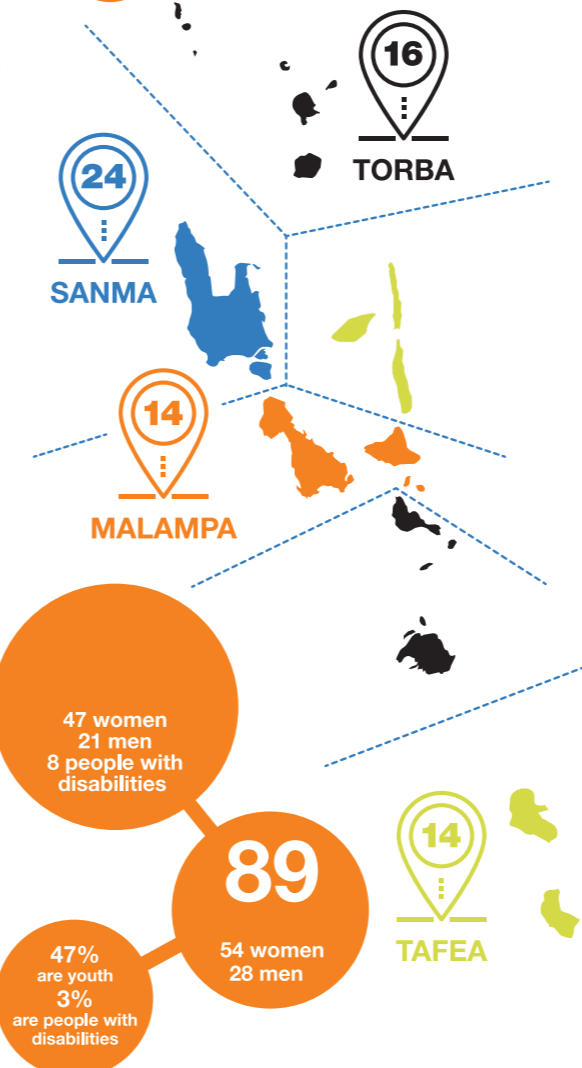


## Clients



**Total Business Clients** 68

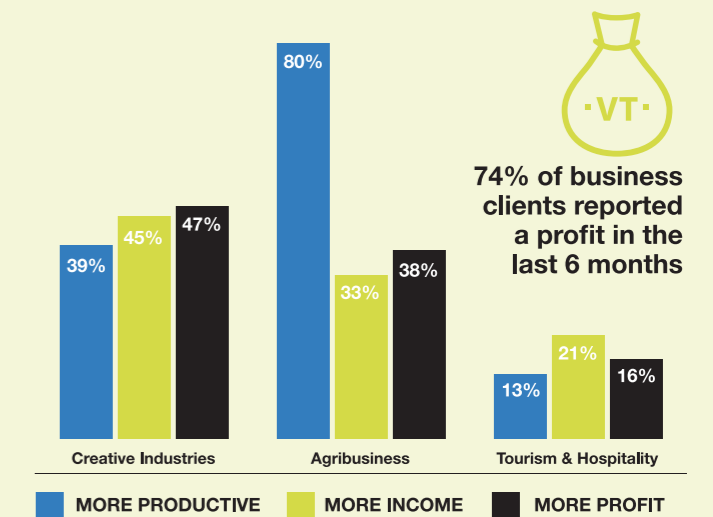
- 15 Agribusiness
- 17 Tourism & Hospitality
- 36 Creative Industries



## Business Quality and Sustainable Growth

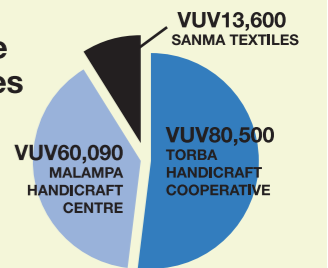
### Business Client Productivity & Growth (%)\*

\*Data collected from the total sample group of 79 business clients

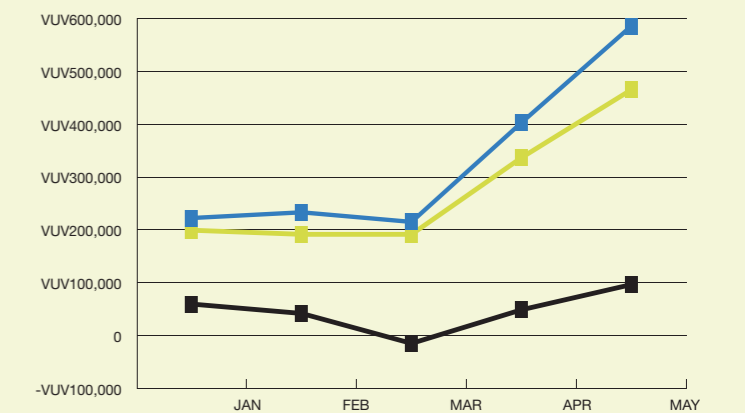


## Green Wave Market Sales

**34%** of business clients reported an increase in distribution channels



## Tanna Travel Centre Sales and Profit January-May 2019



Note reduction of bookings during cyclone season



**IO-1** Skills planning & coordination



**IO-2** Public and private resource allocation



**IO-3** Flexible delivery



**IO-4** Diversity of skills providers



**IO-5** Representation of women and people with disabilities



**IO-6** Skills system compliance



**IO-7** New businesses started



**IO-8** Sustainable business growth



**IO-9** New or improved employment



**IO-10** Improved market access